

STANDARDISED SOLUFORM MSE BAGWORK DETAILS

SIMPLE WALLS AND SLOPES

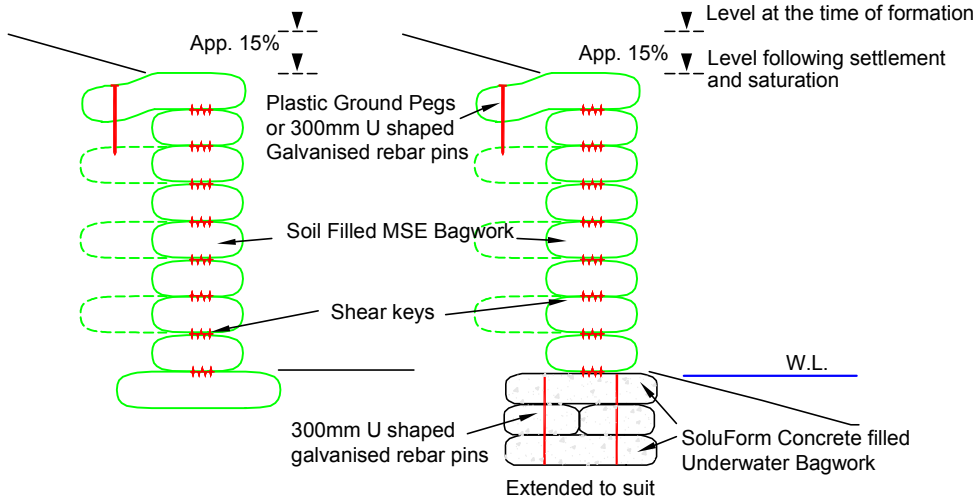


SoluForm

VERTICAL WALL

OUT OF WATER

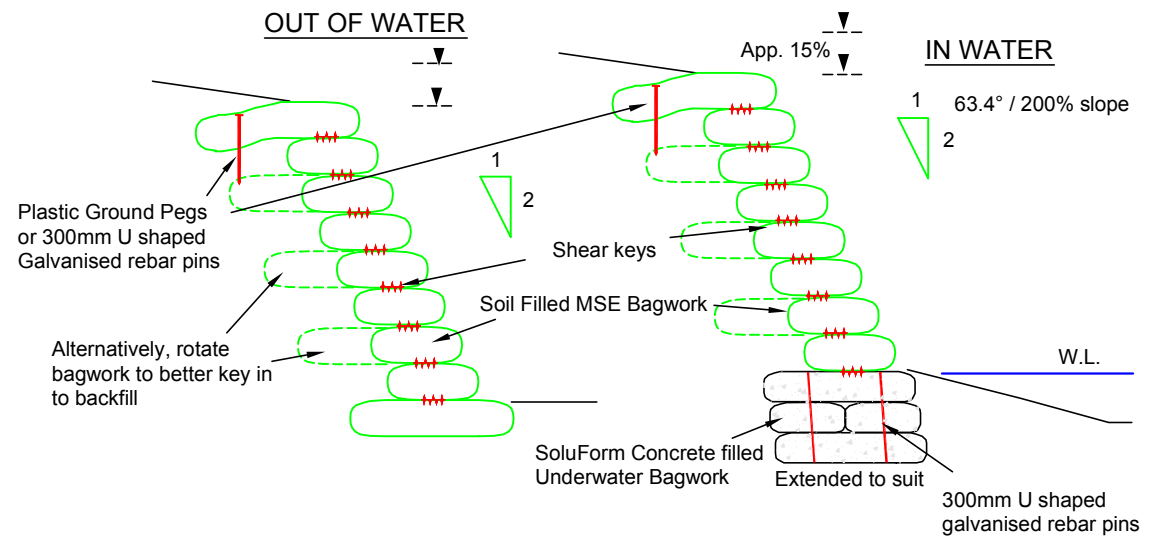
IN WATER



2 IN 1 SLOPE

OUT OF WATER

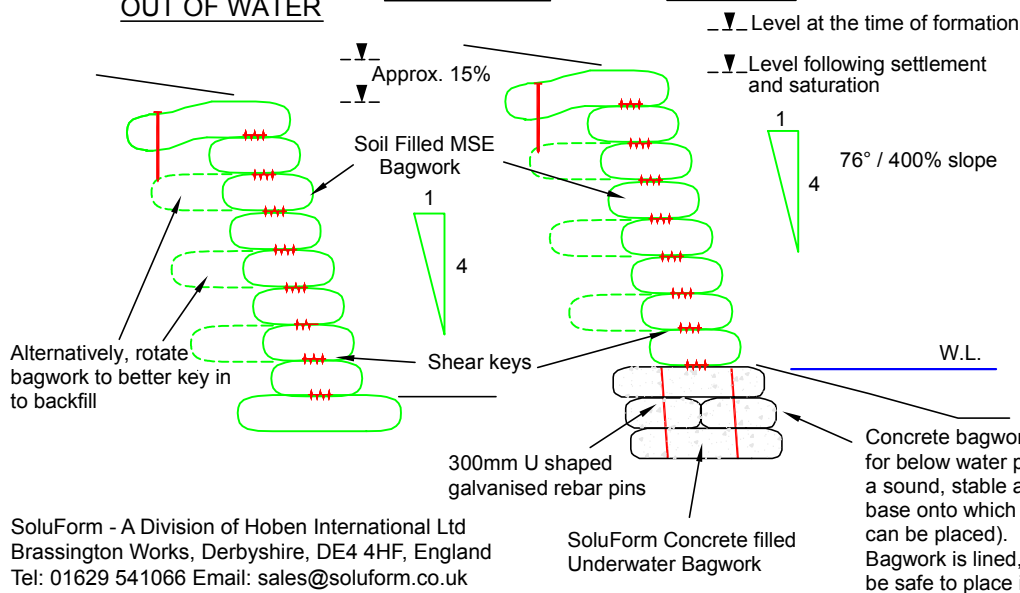
IN WATER



OUT OF WATER

4 IN 1 SLOPE

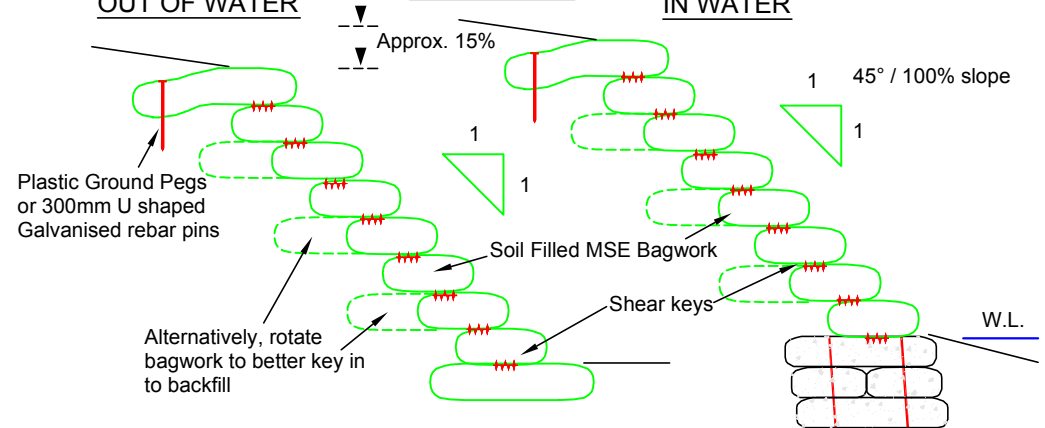
IN WATER



OUT OF WATER

1 IN 1 SLOPE

IN WATER

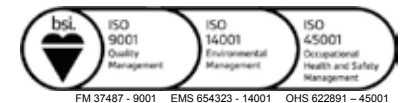


The drawing is intended for design guidance only. It is provided as a general guide, is none site specific and should not be relied upon in any way. Any design or proposed use of prefilled soil or concrete filled bagwork should be undertaken by a suitably qualified and experienced Engineer.

SoluForm - A Division of Hoben International Ltd
Brassington Works, Derbyshire, DE4 4HF, England
Tel: 01629 541066 Email: sales@soluform.co.uk

Scale 1:25 DWG SMSE 01B Date Aug 2021

Hoben International Limited Registered in England: 781808
Registered Office: Hoben International Limited, Brassington, Nr. Matlock, Derbyshire DE4 4HF



FM 37487 - 9001 EMS 654323 - 14001 OHS 622891 - 45001

www.soluform.co.uk